
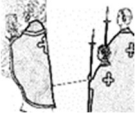

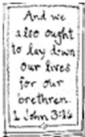





Cut and Mix. Then have the students match (gluing front to back on index cards) and put the parts of the Divine Liturgy in order on a ring clip.

<p><u>“BLESSED IS THE KINGDOM OF THE FATHER, AND OF THE SON, AND OF THE HOLY SPIRIT, NOW AND EVER AND UNTO THE AGES OF AGES.”</u></p>	<p>This prayer, called the doxology, is the beginning of the Liturgy. Now we leave the world and all its cares behind us and enter the Kingdom within.</p> 
<p><u>THE SMALL ENTRANCE</u></p>	<p>The candle, representing the light of Christ, starts the procession. It is followed by the Deacon, who represents the angels, and then the Priest, who represents Christ. The Gospel is raised, representing the manifestation of Christ.</p> 
<p><u>THE TRISAGION</u></p>	<p>We chant the Thrice-Holy Hymn: “Holy God, Holy Mighty, Holy Immortal, have mercy on us.”</p> 


Cut and Mix. Then have the students match (gluing front to back on index cards) and put the parts of the Divine Liturgy in order on a ring clip.

<p><u>THE</u> <u>EPISTLE</u></p>	<p>These were letters written to people of our church many years ago. They were written by the Apostles to tell people how to live according to the teachings of Jesus. We listen so that we, too, can be reminded to live as Jesus wants us to live.</p> 
<p><u>THE</u> <u>GOSPEL</u></p>	<p>It is very important to stand with reverence during this reading because this is Christ speaking to us.</p> 

Cut and Mix. Then have the students match (gluing front to back on index cards) and put the parts of the Divine Liturgy in order on a ring clip.

<h1><u>THE GREAT ENTRANCE</u></h1>	<p>The Cherubic Hymn is chanted. The gifts of bread (on the diskos) and wine (in the chalice) are carried to the Altar in a solemn procession.</p> 
<h1><u>THE CREED</u></h1>	<p>This is the prayer that states our beliefs. It was formulated in the first and second Ecumenical Councils.</p> <p><i>I BELIEVE</i></p>
<h1><u>THE ANAPHORA</u></h1>	<p>This is the most important part of the service because the prepared gifts are offered for Consecration and become the Body and Blood of Christ.</p> 

Cut and Mix. Then have the students match (gluing front to back on index cards) and put the parts of the Divine Liturgy in order on a ring clip.

<h1><u>THE LORD'S PRAYER</u></h1>	<p>Everyone in the church joins together to say the "Our Father". This prayer was given to us by Christ from when He was teaching the Apostles how to pray.</p>  <p>Our Father in heaven, hallowed be Your name. Your kingdom come; Your will be done on earth as it is in heaven. Give us this day our daily bread. And forgive us our trespasses as we forgive those who trespass against us. And lead us not into temptation, but deliver us from the evil one.</p>
<h1><u>HOLY COMMUNION</u></h1>	<p>The clergy receive communion first while the people listen to the communion prayers and ask forgiveness of each other. Then it is time for the communion of the faithful. We walk up to the priest with great respect.</p> 
<h1><u>PRAYERS OF THANKSGIVING</u></h1>	<p>After Communion we thank God and chant "We have seen the true Light, we have received the Heavenly Spirit, we have found the true Faith."</p> 